



TT3000-M-SR M010

Heavy Duty Server Rack Mover

The TT3000-M-SR is the ergonomic solution for the safe and efficient transport of server racks. The TT3000-M-SR is easy to use, powerful and compact, allowing racks to be transported by a single operator, even in confined spaces. By using the TT3000-M-SR, it is no longer necessary to move the heaviest server racks with several people. As is the physical strain that comes with moving these heavy loads and the associated risk of accidents.

Performance

The TT3000-M-SR Tug has been specially designed to transport Fully loaded server racks. Thanks to its powered traction wheel, the operator's physical input is minimized. Equipped with 2.5 kW (3.4 hp) drive motor, the TT3000-M-SR offers a highly cost-effective and productive solution for short and long-distance transfers of loads up to 3000 kg or 6600 lbs. Its compactness guarantees maximum manoeuvrability in confined spaces.

Comfort

The compact and exchangeable LiFePO₄ batteries allow opportunity charging at any convenient power point for optimum uptime. All controls are located on the ergonomic designed tiller head. The dual drive control levers for speed control and the button for lifting function can be easily operated by either hand for precise operation. The spring loaded hook makes attaching the cart or trolley safe and easy.

Safety

The TT3000-M-SR features an effective parking brake to hold the tug safely on slopes or on dock levellers. A robust metal cover protects

the drive unit and components, while the low-profile chassis protects the operator's feet.

A robust tiller arm places the operator at a safe yet comfortable working distance from the tug. The superstructure with the electric lifting system ensures traction and stability while driving. The safety reversing switch on the tiller head stops the TT3000-M-SR and briefly drives away from the operator when actuated.

Reliability

The durable drive unit of the TT3000-M-SR delivers consistent high performance and reliability.

The robust chassis has a reinforced superstructure for safe, efficient handling of server racks up to 3000 kg (6600 lbs). The one touch control of the spring-loaded hook ensures user friendliness and improves durability of the components.

Service

The AC drive motor optimizes uptime between routine service periods and reduces service costs, while a reliable, energy efficient drive controller delivers smooth handling performance and easy adjustment of drive parameters to meet the operators demands.


STANDARD EQUIPMENT / OPTIONAL EQUIPMENT

STANDARD

- 4.5 km/h travel speed
- AC low-maintenance drive motor
- Multifunction display with hour meter, battery discharge indicator
- Key switch
- Electromagnetic brake with mechanical release
- Automatic parking brake
- Drive wheel polyurethane
- Electromagnetic brake with mechanical release
- LiFePO₄ exchangeable battery 24V, 105Ah
- Safety reverse switch on tiller head
- Emergency button
- Horn

OPTIONAL

- Alternative superstructure
- Creep-speed mode
- Extra LiFePO₄ exchangeable battery 24V, 105Ah with battery transfer system.



Features

Traction and lift system

- 2.5 kW (3.4 hp) drive motor;
- Adjustable parameters: travel speed and acceleration;
- No roll-back on hill starts;
- Electrical height adjustment.

Drive unit

- Robust metal cover protects drive system and components;
- Foot protector protects operator's feet;
- A robust tiller arm places the operator at a safe yet comfortable working distance from the tug.

Braking system

- Electromagnetic brake applied by moving the tiller arm to the vertical or horizontal position;
- Automatic brake after releasing the butterfly button;
- Emergency brake;
- Safety reverse switch on tiller head stops the TT3500-M and briefly drives away from the operator when actuated;
- TT3000-M-SR slows down before coming to a stop, always remaining under total control.

Battery

- Exchangeable battery system ensures optimal running time;
- LiFePO₄ battery technology with integrated Battery Management System;
- Average 8-hours drive time on single charge;
- Less than 5 hours fully charged.

Charging

- Internal charger enables opportunity charging at any convenient power point;
- Easy plug and fast charging.

Controls and display

- Traction and height adjustment controls grouped on ergonomic tiller head;
- Dual traction switch control levers for use with either hand;
- Belly button on tiller head stops the TT3000-M-SR and briefly drives away from the operator when actuated;
- Reliable and precise battery indicator.

Superstructure

- Robust, reinforced superstructure provides safe & stable handling of loads up to 3000 kg (6600 lbs);
- Integrated electric lift system enhances traction and load coupling;
- The superstructure ensures the stability while driving;
- Heavy duty load wheels;
- High resistance to impact and wear thanks to double powder coating on all steel parts.

TECHNICAL DATA TT3000-M-SR M010

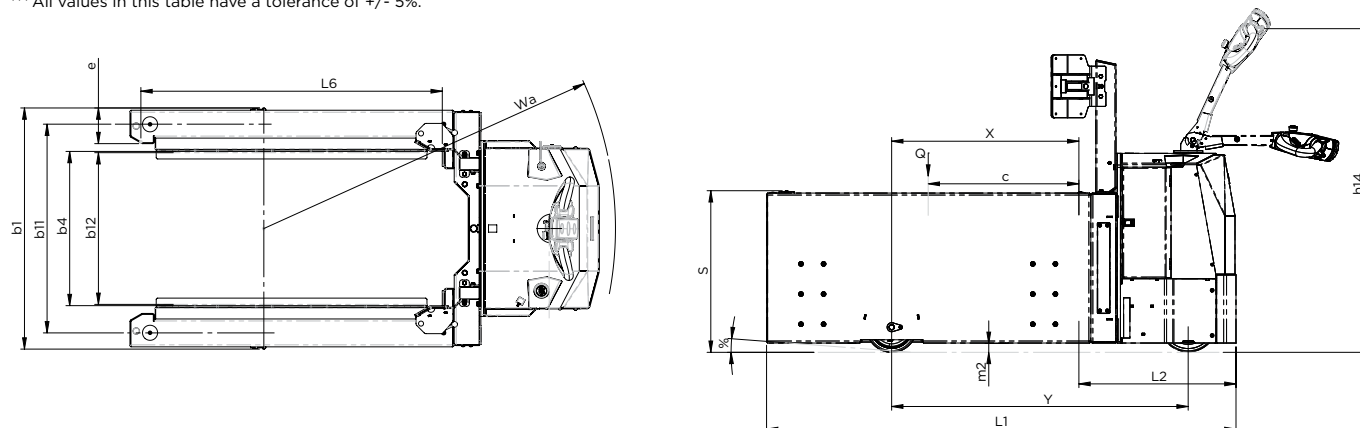
According to VDI 2198 in Metric units.

Characteristics	1.1	Manufacturer		Movexx International B.V.	
	1.2	Manufacturer's type designation		TT3000-M-SR M010	
	1.3	Drive		Electric with LiFePO ₄ battery	
	1.4	Operator type		Pedestrian	
	1.5*	Rated capacity/rated load	Q [t]	3	
	1.6	Load centre distance	c [mm]	600	
	1.8	Load distance, drive axle to lift face	x [mm]	745.5	
	1.9	Wheelbase	y [mm]	1180	
	Wt	2.1	Weight incl. battery	kg	606
2.2		Axle load, with load	front/rear kg	764/2842	
2.3		Axle load, without load	front/rear kg	204/402	
Tyres/Chassis	3.1	Tyres	front/rear	PU/PU	
	3.3	Tyres size	rear	mm 230x75	
	3.4	Auxiliary wheel size		mm 200x80	
	3.5	Wheels, number (x = driven)	front/rear	x1/2	
	3.6	Tread	front/rear	b ₁₀ /b ₁₁ [mm] -/821-831	
	Dimensions	4.9	Tiller height min-max	min-max	h ₁₄ [mm] 822/1289
4.15		Fork height, lowest/highest, (stroke)	min-max	h ₁₃ [mm] 12/84 (72)	
4.19		Overall length		l ₁ [mm] 1869	
4.20		Length to fork face		l ₂ [mm] 625	
4.21		Overall width		b ₁ [mm] 950/960	
4.22		Fork dimensions		s/e/l ₆ [mm] 643/142/1200	
4.26		Distance between loading surfaces	open/closed	b ₄ [mm] (689-679)/(614-604)	
4.32		Ground clearance		m ₂ [mm] 35	
4.33		Load dimensions		b ₁₂ xl ₆ [mm] (610-600)x1200	
4.35		Turning radius		Wa [mm] 1400	
Performance	5.1	Travel speeds forwards	with/without load	km/h 4/4.5	
	5.1.1	Travel speed backwards	with/without load	km/h 2/3.5	
	5.2	Lifting speed	with/without load	mm/s 8.6/10.6	
	5.5	Max drawbar pull (S2 = 60 min)		N 1975	
	5.6	Max drawbar pull (S2 = 5 min)		N 3700	
	5.8	Maximum slope (5 min)	with/without load	% 0/7.5	
	5.9	Acceleration	with/without load	s 12/10	
	5.10	Service brake		Electromagnetic	
	Drive	6.1	Drive motor output (S2 = 60 min)	kW	2.5
		6.2	Lift motor output 20% Max.	kW	0.3
6.3		Battery acc. to DIN 43531		LiFePO ₄	
6.4		Battery voltage/nominal capacity	V/Ah	24/105	
6.5		Battery weight +/- 5%	kg	24.3	
Other	8.1	Type of drive unit		AC	
	10.7	Sound level at operator's ear	dB(A)	<65	

* The maximum payload is affected by the type of slope, operating time and floor type. See the graphic below for an indication of the allowable slope to load ratio (depending on slope surface/wheel type/machine weight).

** The maximum drawbar load on the hook [N] is determined by the engine power of the machine but is affected by the type of wheels of the machine and of the towed trolley/load, the type of surface and the drivable weight of the machine.

*** All values in this table have a tolerance of +/- 5%.



TECHNICAL DATA TT3000-M-SR M010

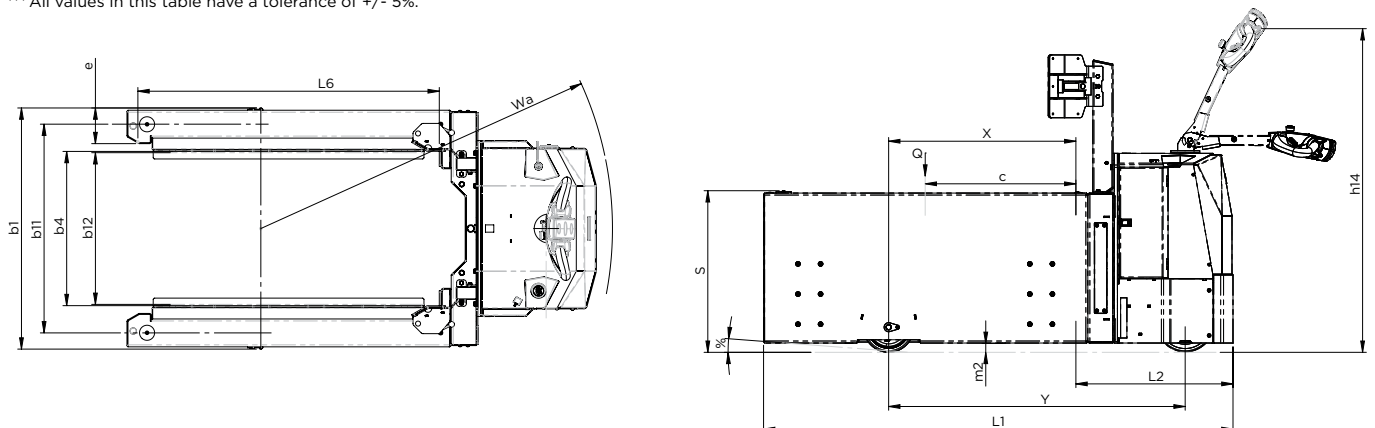
According to VDI 2198 in Imperial units.

Characteristics	1.1	Manufacturer		Movexx International B.V.		
	1.2	Manufacturer's type designation		TT3000-M-SR M010		
	1.3	Drive		Electric with LiFePO ₄ battery		
	1.4	Operator type		Pedestrian		
	1.5*	Rated capacity/rated load	Q [tn(US)]	3.3		
	1.6	Load centre distance	c [in]	23.62		
	1.8	Load distance, drive axle to lift face	x [in]	29.350		
	1.9	Wheelbase	y [in]	46.46		
	Wt	2.1	Weight incl. battery	lb	1336	
2.2		Axle load, with load	front/rear	lb	1684/6266	
2.3		Axle load, without load	front/rear	lb	450/886	
Tyres/Chassis	3.1	Tyres	front/rear	PU/PU		
	3.3	Tyres size	rear	in	9.06x2.95	
	3.4	Auxiliary wheel size		in	7.87x3.15	
	3.5	Wheels, number (x = driven)	front/rear		x1/2	
	3.6	Tread	front/rear	b ₁₀ / b ₁₁ [in]	-/32.32-32.72	
	Dimensions	4.9	Tiller height min-max	min-max	h ₁₄ [in]	32.36/50.75
4.15		Fork height, lowest/highest, (stroke)	min-max	h ₁₃ [in]	0.47/3.31 (2.83)	
4.19		Overall length		l ₁ [in]	73.58	
4.20		Length to fork face		l ₂ [in]	24.61	
4.21		Overall width		b ₁ [in]	37.40/37.80	
4.22		Fork dimensions		s/e/l ₆ [in]	25.31/5.59/47.24	
4.26		Distance between loading surfaces	open/closed	b ₄ [in]	(27.13-26.73)/(24.17-23.78)	
4.32		Ground clearance		m ₂ [in]	1.38	
4.33		Load dimensions		b ₁₂ x l ₆ [in]	(24.02-23.62)x47.24	
4.35		Turning radius		Wa [in]	55.12	
Performance	5.1	Travel speeds forwards	with/without load	mph	2.5/2.80	
	5.1.1	Travel speed backwards	with/without load	mph	1.2/2.17	
	5.2	Lifting speed	with/without load	[in/s]	0.339/0.417	
	5.5	Max drawbar pull (S2 = 60 min)		lbf	444.0	
	5.6	Max drawbar pull (S2 = 5 min)		lbf	831.8	
	5.8	Maximum slope (5 min)	with/without load	%	0/7.5	
	5.9	Acceleration	with/without load	s	12/10	
	5.10	Service brake			Electro magnetic	
	Drive	6.1	Drive motor output (S2 = 60 min)		hp	3.4
		6.2	Lift motor output 20% Max.		hp	0.4
6.3		Battery acc. to DIN 43531			LiFePO ₄	
6.4		Battery voltage/nominal capacity		V/Ah	24/105	
6.5		Battery weight +/- 5%		lb	53.6	
Other	8.1	Type of drive unit			AC	
	10.7	Sound level at operator's ear		dB(A)	<65	

* The maximum payload is affected by the type of slope, operating time and floor type. See the graphic below for an indication of the allowable slope to load ratio (depending on slope surface/wheel type/machine weight).

** The maximum drawbar load on the hook [N] is determined by the engine power of the machine but is affected by the type of wheels of the machine and of the towed trolley/load, the type of surface and the drivable weight of the machine.

*** All values in this table have a tolerance of +/- 5%.





Movexx International BV. reserves the right to make adjustments to this publication at any time, without notice or obligation. Data in this publication are for reference use only. It is the responsibility of the reader of this information to verify any and all information presented herein. All Images of products shown in this document are indicative only. The actual products may differ from the displayed image. No rights can therefore be derived from the images shown. For more information contact us at info@movexx.com.

movexx
smart electric tugs

Generatorstraat 17-19
3903 LH Veenendaal
The Netherlands

T +31 (0)318 51 99 00
E info@movexx.com
I www.movexx.com